



EVERLIGHT Electronics Co., Ltd.
Attn: No.6-8, Zhonghua Road, Shulin Dist., New
Taipei City,23860, Taiwan

- PRODUCT/PROCESS CHANGE NOTIFICATION
 PRODUCT TERMINATION NOTIFICATION

PCN tracking number: **PCN20251203-01 - CN25100014**

DATE: 22/10/2025

Contact:

Title: PM

E-mail:

Phone:

Fax:

Product influenced: Major change Minor change

Product Identification: (e.g., affected supplier part number(s), affected product lines including specific package types, product family):

6N137 series products

Customer part number(s) (optional, if not required per agreed to customer criteria):

N/A

Method, if applicable, of identifying changed product:

There are difference in the appearance of IC chip

Reason for change(s):

- Products Package Outline Dimension
 Electrical/Optical Specification
 Material: Raw Material
 Equipment
 Data Sheet
 Packing:
 Other:

Detailed description:

To ensure shipments as planned, Everlight introduces new IC chip

Anticipated (positive and negative) impact on form, fit, function, quality, or reliability:

please see the comparison report before and after product changes for details.

Supplier Qualification plan schedule and/or results, where applicable:

N/A



EVERLIGHT Electronics Co., Ltd.
Attn: No.6-8, Zhonghua Road, Shulin Dist., New Taipei
City,23860, Taiwan
PHONE:

	FAX: ·	
Forecasted key milestones		Date
Date, if required, when qualification samples are available		05.11.2025
Date, if required, when final qualification data are available		05.11.2025
Proposed First Ship Date for change		22.04.2026
Last buy date		22.04.2026
Execution date		22.04.2026
Customer acknowledgement of receipt within 30 days of delivery of the PCN:		
Customer:	<input type="checkbox"/> Approval for shipments before effective date E-mail/Address: Phone/Fax:	
Name/Date:		
Title:		
Customer Comments:		
EVERLIGHT acknowledgement of receipt:		
RECORD BY:		DATE:

The document of individual PCN information will be retained for a minimum of 5 years.


New and original chip comparison instructions

www.everlight.com

Prepare:IRRD2

EVERLIGHT

Chip comparison

	New	Original
Appearance		
Length and width	729 x 450 μm	830 x 1070 μm
Thickness	200 μm	330 μm
PAD Size	80 μm	110 μm
PAD thickness	NA	1.0 μm
Top PAD material	Al	Al
Back PAD material	Si	Si

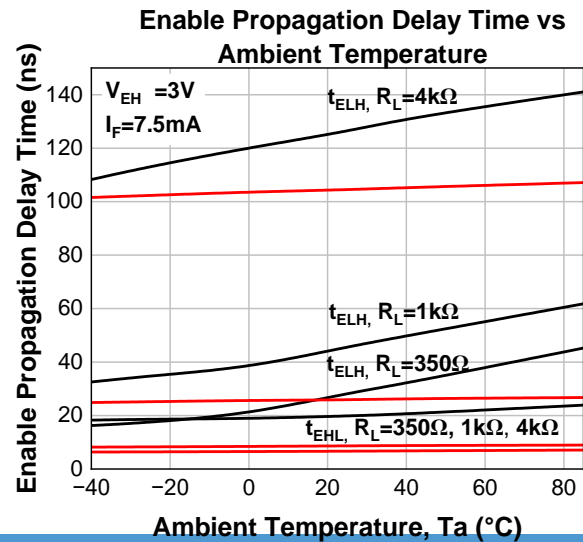
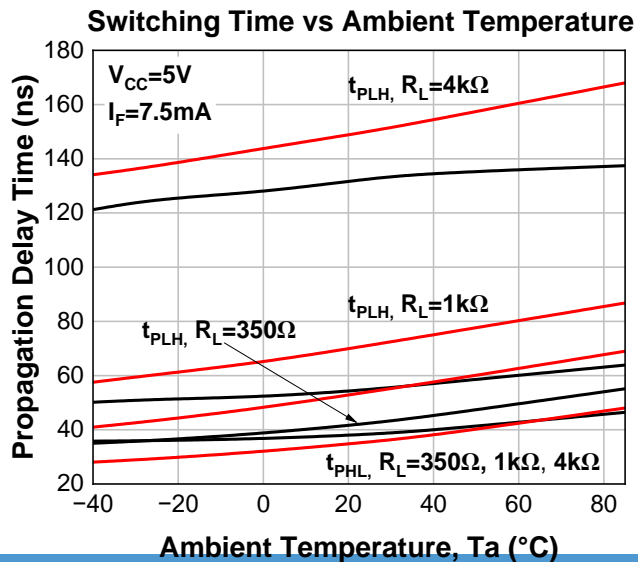
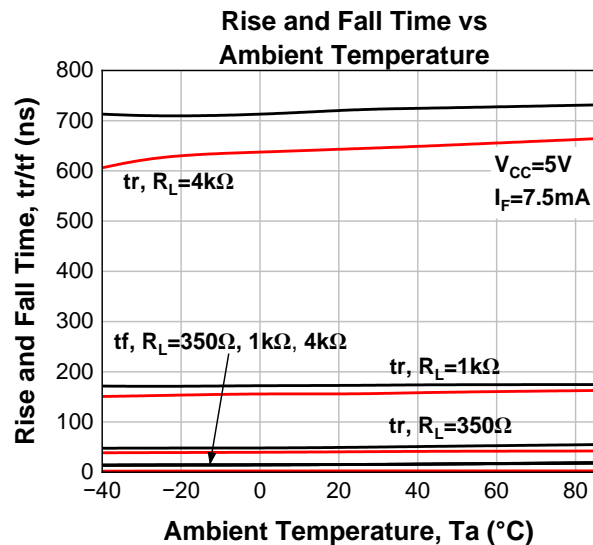
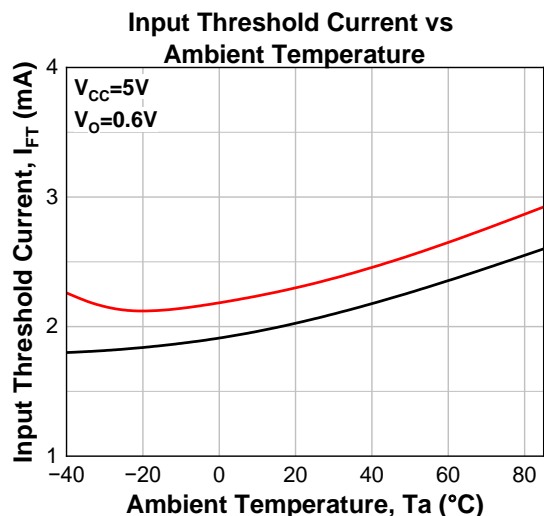
Chip electrical specifications comparison

Parameter	Symbol	Unit	Test Condition	M3152			PL0610		
				Min.	Typ.	Max.	Min.	Typ.	Max.
High level output current	I_{OH}	uA	$I_F = 0\text{mA}, V_{CC} = 5\text{V}$	-	-	1	-	-	-
			$I_F = 0\text{mA}, V_{CC} = 5.5\text{V}$	-	-	-	-	-	50
Low level output voltage	V_{OL}	V	$I_F = 7.5\text{mA}, I_{OL} = 13\text{mA}, V_{CC} = 5\text{V}$	-	0.2	0.6	-	-	-
			$V_{CC} = 5.5\text{V}, V_E = 2.0\text{V}, I_O = 13\text{mA}$	-	-	-	0.2	-	0.6
High-level Supply Current	I_{CCH}	mA	$V_{CC} = 5\text{V}$	-	4.2	6	0	-	10
Low Level Supply Current	I_{CCL}	mA	$I_F = 7.5\text{mA}$	-	4.8	6.5	-	-	13
High level enable current	I_{EH}	mA	$V_{CC} = 5.5\text{V}, V_E = 2.0\text{V}$	-	-0.65	-1.6	-	-	-1.6
Low level enable current	I_{EL}	mA	$V_{CC} = 5.5\text{V}, V_E = 0.5\text{V}$	-	-0.9	-1.6	-	-	-1.6

Comparison of electrical properties of finished products

Condition	$I_F=0\text{mA}$ $V_{CC}=5.5\text{V}$ $V_E=0.5\text{V}$	$I_F=10\text{mA}$ $V_{CC}=5.5\text{V}$ $V_E=2\text{V}$	$I_F=0.25\text{mA}$ $V_O=V_{CC}=5.5\text{V}$ $V_E=2\text{V}$	$I_F=5\text{mA}$ $V_{CC}=5.5\text{V}$ $V_E=2\text{V}$ $I_{OL}=13\text{mA}$	$V_{CC}=5.5\text{V}$ $V_O=0.6\text{V}$ $V_E=2\text{V}$
Symbol	$I_{CCH}(\text{mA})$	$I_{CCL}(\text{mA})$	$I_{OH}(\mu\text{A})$	$V_{OL}(\text{V})$	$I_{FH}(\text{mA})$
Original	6.75	8.70	2.72	0.30	1.96
	6.75	8.68	4.71	0.29	1.83
	6.69	8.65	2.36	0.30	2.08
	6.69	8.68	1.74	0.29	1.95
	6.77	8.72	4.18	0.30	1.93
	6.67	8.63	2.08	0.28	1.91
	6.46	8.48	0.74	0.28	2.06
	6.64	8.56	2.30	0.28	1.83
	6.57	8.59	0.89	0.28	1.97
	6.62	8.63	1.52	0.28	1.90
New	6.11	5.59	0.03	0.20	2.16
	6.19	5.65	0.03	0.20	2.25
	6.21	5.68	0.03	0.20	2.44
	6.24	5.70	0.02	0.20	2.20
	6.04	5.52	0.03	0.21	2.40
	6.20	5.67	0.02	0.21	2.64
	6.14	5.61	0.02	0.21	2.49
	6.21	5.68	0.02	0.21	2.40
	6.02	5.51	0.02	0.21	2.27
	5.99	5.48	0.02	0.21	2.25

Characteristic curve comparison



Conclusion

- The original chip looks different from the new.
- There is no significant difference between basic electrical properties, finished product electrical properties and characteristic curves.